


Boy Scouts of America
present

MassJam 2018

Barnstable County Fairgrounds
Route 151, Falmouth, Cape Cod, MA



October 6 -8, 2018

LEADER GUIDE

Sponsored by
Cape Cod & Islands, Mayflower, Mohegan, Narragansett, Nashua Valley,
Western Mass and The Spirit of Adventure Councils

TOGETHER TOWARD TOMORROW

WWW.MASSJAM.ORG

MassJam 2018 Organization Chart

Administration	<i>Co-Chairman</i>	Tom Kehoe/Chris Thorp
	<i>Area 1 Program Rep</i>	Bill Downey
	<i>Professional Advisor</i>	Ed McLaughlin
Headquarters Chair	<i>The Spirit of Adventure</i>	Jack Terrill
Administration	<i>Mayflower</i>	Rick Poirier
SubCamp Advisor	<i>Western Massachusetts</i>	Cheryl Izyak
Budget	<i>Mayflower</i>	Dick Sullivan
Site Development	<i>Mayflower</i>	John Henderson/Colin Hoogeboom
Fair Grounds Coordinator		Tom Kehoe/Ed McLaughlin
Steering Committee	<i>The Spirit of Adventure</i>	Gordon Forrest
	<i>Cape and the Islands</i>	Bill LaRuffa
	<i>Mayflower</i>	Ken DeMars/Rich Carlson
	<i>Mohegan</i>	Jay Eager
	<i>Narragansett</i>	Kevin Kennedy
	<i>Nashua Valley</i>	Matt Palladino
	<i>Western Massachusetts</i>	John Willemain
Disabilities Awareness	<i>The Spirit of Adventure</i>	Scott Hellen
Site Development Advisor	<i>Mayflower</i>	Skip Peterson
Public Safety Coordinator	<i>Mayflower</i>	Bob Snider
Communications	<i>The Spirit of Adventure</i>	Jim Palmer
Digital Communications	<i>Nashua Valley</i>	Jim Ganley
Parking Lot/Traffic Control	<i>Mayflower</i>	Mike Merolli/Mike Josti
Medical Operations	<i>Cape Cod & Islands</i>	Dr Alex Heard/Blake Edwards
OA Service Corps	<i>Mayflower/Section</i>	Paul Gadd
<u>Program</u>		
Exhibits & Displays	<i>Mayflower</i>	Michael O'Keefe/Justin Crisafulli
Theme Experience: 'TBD'	<i>Nashua Valley</i>	Branden Morris
Arena Show	<i>Mayflower</i>	Gary Silvia
Action Centers	<i>Western Mass/Nashua Valley</i>	John Willemain/Kevin Fuller
Air Rifles	<i>Mohegan</i>	Charlie Harris
Challenge Course	<i>Narragansett</i>	Carol Ann Williamson
Climbing/Bouldering	<i>Narragansett</i>	Carol Ann Williamson
Geocaching	<i>NVC</i>	Derek Bastarache
STEM	<i>Mayflower</i>	Curtis Heisy
Sports	<i>Western Mass</i>	Dave Flaherty
Tomahawk	<i>NVC</i>	Matt
Archery	<i>Narragansett</i>	John Cooper
Rockets	<i>Western Mass</i>	Brian Regan
Religious Services	<i>Mohegan</i>	Bill White
Snack Bars	<i>Mayflower</i>	Rick Poirier

MassJam 2018

Trading Post	Scout Shop	<i>New England Scout Shops</i>	Trading Post
		<i>Mayflower</i>	
Pat Gushue Memorial		<i>Mayflower/The Spirit of Adventure</i>	Skip Peterson/Paul Sliney/Jack Terrill
	Sub Camps		
	1	<i>Western Massachusetts</i>	Cheryl Izyk, Advisor
	2	<i>Narragansett</i>	Kevin Kennedy
	3	<i>Mohegan/Nashua Valley</i>	Jay Matt
	4	<i>Western Mass</i>	Mary Benjamin
	5	<i>Mayflower</i>	Frank Schimmoler
		<i>The Spirit of Adventure</i>	Jerry Cross

INTRODUCTION

We are very pleased that your Troop, Webelos Den, or Venture Crew has decided to attend MassJam 2018 with troops, crews, and dens from Cape Cod & Islands, Mayflower, Mohegan, Narragansett, Nashua Valley, Western Mass, and The Spirit of Adventure Councils as well as those joining us from outside councils. Our steering and organizing committees have been very busy preparing for a super event. We are glad you have taken this opportunity to bring preparedness into your troop, crew, or den's program.

We are welcoming boys and girls who are Webelos this year!

To Prepare: 1) Review this brochure.

2) Using your council's process (paper or on line), obtain a tour permit.

3) Obtain a medical form from each youth participant's parent (2018 summer camp medical forms can be used). Parts A and B are the minimum requirement. Adults must also submit a medical form. (these will be returned to unit leaders at Sub Camp check out.

4) Prepare a unit attendance roster so we have an accurate identification of your unit's participants. (You will turn these forms in to the Sub Camp Headquarters on arrival at MassJam).

5) Prepare your youth participants using the MassJam Founders' Honor Unit Award, Inspection, Menu and Duty Roster forms.

On Line Registration: Your unit has already paid a \$100.00 reservation fee. On or before Sept. 20, 2018 go to the MassJam web site and click on REGISTRATION which will bring you to the Doubleknot web site and follow the "Additional Information" directions to complete the registration process. You will deduct the \$100.00 reservation fee from your final payment. If

you have Webelos accompanying the Troop, do not forget to include them in your headcount. This headcount will determine the size of your campsite in your sub camp.

Some of the Action Centers will offer age-appropriate activities designed for Webelos groups.

Travel Directions: See the attachment for information regarding unit arrival – we are offering several options this year to alleviate traffic congestion on Saturday.

Uniforms: Youth participant, Webelos, Venturers and Leaders attending MassJam 2018 are to wear their uniform. Unit Leaders are reminded that October evenings can be cold and short pants are not an appropriate way to prevent hypothermia. Youth participant and Venturers should wear class B uniforms with long sleeves and long pants to the Action Centers.

MJ ID Wristband: All participants will be issued a green wristband at check in and it is to be worn the entire weekend. Webelos den will be issued a blue wristband. You will also see Council VIP's wearing white wristbands. Midway Exhibitors and MassJam Staff will be issued special ID's on a lanyard.

Sub Camps: MassJam 2018 will be divided into six Sub camps. Units will be assigned a Sub camp on a rotating (somewhat random) basis. The result will be that units will camp next to units from other councils and not next to units of their own council. Venture crews will also be assigned to these Sub camps.

Cell Phones and Power: Sub Camps have one GFIC outlet to power lights and staff computer use. Please be sure to communicate with your Sub Camp Leadership prior to arrival if power is needed for a CPAP machine.



MassJam 2018

Under no circumstances will adult leaders or youth participant be allowed to charge cell phones using the sub camp's power. Leaders and youth participant are also strongly discouraged from crossing Route 151 to charge phones in vehicles due to concerns regarding safety.

Evening Program: Evening programs may take place in your sub camp where they will offer skits, comedy, music and audience participation. On one of the evenings, MassJam will offer a program which will take place in the Arena area. Your unit leader will be advised daily by their sub camp as to what the evening program will be.

Religious Services: Religious services for Jewish, Protestant, Eastern Orthodox, Catholic and LDS faiths will be held. Others may lead services for other faiths. Talk to your Sub camp leaders to coordinate.

Jewish – Midway Area – Friday Sunset
Eastern Orthodox – Admin Bldg – Saturday 6:00PM
Catholic Mass – Arena – Sunday 9:00AM
Non-denominational – Grandstand – Sunday 9:00AM
LDS Service – Midway Area – Sunday Sunrise

Visitors: Visitors are not to come to MassJam 2018. There will be no parking available. Police have warned us that they will tow away any cars parked on Route 151 and on adjacent streets.

Souvenir Pre-Buys: The New England Scout Shop will be operating the MassJam Trading Post. MassJam 2018 souvenirs and other official Scout merchandise will be on sale at the Trading Post, but individuals are encouraged to preorder on line prior to the start of MassJam. The New England Scout Shop will ship via UPS all online orders within 30 days of receipt. An item of special interest will be the availability of special participating council shoulder patches. These CSP's will be in a photochromatic style with MassJam 2018 embroidered on the patch. Check the website – www.massjam.org for the colored logo. Some souvenirs will be in

short supply, so shop early to avoid disappointment.

Trading Post and Snack Bar: Trading Post and Snack Bar are located in the arena-midway area. The Trading Post will be open Saturday 9AM to 9PM and Sunday 10AM to 9PM. The Snack Bar hours are Saturday 1-5:30PM and Sunday 10-5:30. The Snack Bar will be serving hot dogs, sodas, coffee, chips, candy, assorted snack items and ice.

Patch Trading: In the Trading Post area separate areas will be designated for patch trading by both youth and adults. Patch trading hours will be regulated so as not to interfere with activities. There will be **NO** selling of patches and **NO** trading between adults and youth. A code of conduct policy will be in effect. If you observe a violation of this restriction notify a MassJam staff member immediately!

Webelos: Webelos are only allowed to attend when they are part of a joint troop camping trip and therefore the responsibility of the troop. They will participate in the Action Centers as a den, NOT as part of the troop's patrols. They too must have a medical form. Rules in Guide to Safe Scouting apply with regards to Webelos to adult/parent ratio.

Joint Webelos den/troop campouts including the parents of the Webelos Youth participant are encouraged to strengthen ties between the pack and troop. Den leaders, pack leaders, and parents are expected to accompany the boys on approved trips.

In special circumstances, a Cub Scout whose parent or legal guardian is not able to attend an overnight camping trip may participate under the supervision of another registered adult member of the BSA who a parent of a Cub Scout is who is also attending. The unit leader and a parent or legal guardian must agree to the arrangement, and all Youth Protection policies apply. At no time may another adult accept responsibility for more

MassJam 2018

than one additional “nonfamily member” youth. (Fulfills Arrow of Light requirements 4 and 5).

Age-appropriate and separate accommodations for adults and Scouts are required.

No adult may share a tent with a person of the opposite sex unless he or she is that adult’s spouse.

No youth may share a tent with an adult or a person of the opposite sex other than a family member or guardian. Assigning youth members more than two years apart in age to sleep in the same tent should be avoided unless the youth are relatives.

Separate tent accommodations are required for boys and girls.

Unit Press Release: Attached is a generic press release which the unit can use to promote Scouting in their community and inform the community about their unit and its participation in MassJam 2018. Any Scout who takes the press release, customizes it, submits it for publication and provides a clipping to MassJam 2018 Headquarters during MassJam will receive a MassJam 2018 Reporter pin.

The Patrick F. Gushue Memorial Award: In 1998, Patrick F. Gushue, one of MassJam's key planners, passed on. He was a great Scouter and the MassJam steering committee created a memorial award in his honor. During MassJam, MJ staff members will be recognized for qualities that Patrick expressed in his life. These qualities include the following points of the Scout Law and the line of the Scout Oath, "To help other people at all times". The award is a banana and a tootsie roll on a yellow ribbon which dates back to friendly competition in Narragansett Council between George Myers (tootsie roll) and Pat Gushue (the banana society) as to who ran the best sub camp.

Recipients of the award will be nominated by Sub camp staffs and selected by the MJ

awards committee. Recipients will be recognized at a staff meeting after MassJam closes,

Future- Information: Latest and current information is available on the MassJam 2018 web site – www.massjam.org.

In October, 2018 unit leaders can check the web site for their Sub Camp assignment and parking passes. You will also be contacted by the Sub Camp Chief.

During sign in at your Sub Camp headquarters, you will receive a Youth Leaders Guide for each participating patrol/crew. The Guide will contain all the information the patrol/crew/den will need for participating in MassJam activities including their schedule for the action centers. There are 9 schedule rotations so it is important for each patrol/crew/den to follow their assigned schedule for shorter wait time.

You can get specific questions answered by talking to your Council representative listed on page 2 of this guide.

SCHEDULE

Saturday, October 6, 2018

- 700am Unit Arrival and Setup Begins
- 1100am Proceed to MassJam Opening Ceremony
- 1130am Action Centers, Midway, Trading Post Open
- 530pm Action Centers Close
- 530pm Midway, Snack Bar closes
- 600pm Dinner – Eastern Orthodox Service
- 730pm Evening Program
- 900pm Trading Post Closes
- 930pm Evening Program ends
- 1000pm Sub Camp Cracker Barrels Taps (Quiet Time)

Sunday, October 7, 2018

- 700am Reveille
- 730am Breakfast
- 900am Religious Services
- 1000am Action Centers, Midway, Trading Post Open

MassJam 2018

- 1200pm Trail Lunch in Program Areas
- 530pm Action Centers, Midway, Snack Bar Closes
- 600pm Dinner
- 730pm Evening Program
- 900pm Trading Post Closes
- 930pm Evening Program ends
- 1000pm Sub Camp Cracker Barrels Taps (Quiet Time)

Monday, October 7, 2018

- 730am Reveille
- 800am Breakfast
- 900am Sub Camp Closing Ceremony
- 1000am Unit Checkout, return of health forms, vehicles begin to enter grounds.

HEALTH AND SAFETY

Adult Leadership: Each unit at MassJam must have two deep leadership on the MassJam grounds at all times. These leaders are responsible for the proper conduct of his/her unit. Unit Leaders are to attend the evening shows with their units.



It is mandatory that all Adult Leaders, registered or not registered with the BSA must have completed Youth Protection Training 2 specific to their unit type. Must be completed by October 1, 2018 to be in compliance with the new BSA mandate. Take the course on line at MyScouting.org.

BSA Registration: All youth attending MassJam must be registered with the Boy Youth participant of America so they are covered by insurance. As stated in the "To Prepare" Section, all participants (adult and youth) must also have a completed short term (parts A and B) BSA medical form 680-001, 2012 printing which will be turned into Sub Camp Headquarters upon your arrival. Medical forms will be returned at the end of MassJam.

Smoking

Cigarette smoking by Scouts is prohibited. Adults are required to use the designated smoking area located outside the camp gate. Smoking is not permitted in tents or any camp building. For those adults who smoke, please make sure your pick-up your butts. This includes the use of electronic cigarettes, personal vaporizers, or electronic nicotine delivery systems which simulates tobacco smoking.



Drugs and Alcohol

NO ALCOHOLIC BEVERAGES, ILLICIT DRUGS OR OTHER CONTROLLED SUBSTANCES ARE ALLOWED. EVEN THOUGH LEGALIZED IN MASSACHUSETTS, THIS INCLUDES MARIJUANA USE BY ADULTS AND YOUTH!

Parking and Crossing Route 151: Most parking will be at the Steamship Authority Lot in Cataumet, MA. There will be limited parking at the fairgrounds and leaders scouts are asked to take great care in crossing, using only designated crosswalks where there is an officer on duty. Similarly, units crossing from and to Subcamp 5 are asked to follow the same rules. Those parked at the fairgrounds are discouraged from using youth participants to transport gear to vehicles – wait until you can drive your equipment vehicle in (Monday Only!) and refrain from crossing for the sake of charging cell phones. Those assigned to Sub Camps are restricted to using the marked and staffed crosswalks only.

Camp Sites: Camp sites will be assigned by MassJam staff. In late September, the unit will be notified which sub camp they are assigned. Camp sites within the sub camps

MassJam 2018

will be assigned based on the unit's pre-registered size. These assignments will be made when the unit arrives at the MassJam sub camp. Patrol/crews/dens are expected to camp together within the unit's assigned area. Unit Leaders will also camp in this area. Separate quarters are required for male/female youth and adults.

Fire Control: Each unit is to appoint a Fire Warden. Fire Wardens are to register with the Sub Camp Fire Warden at sub camp Headquarters. Each cooking area is to have a dry chemical fire extinguisher next to it. A Class BC (Dry Chemical) Fire Extinguisher is recommended. A Class A,B and C Extinguisher would put out Flammable Solids(Class A) as well s Class B and C fires and would also be suitable.

Units should use a Fire Guard Plan. In case of fire in unit area, immediately drop all tents.

NO OPEN FIRES, such as ground camp fires, candles, torches, and any open flames. NO HALF BARRELS! NO FIREWORKS!

No open fires will be permitted in the camping area and the only authorized cooking fuels will be propane and liquid fuel stoves. Charcoal will not be permitted because of issues with disposal of coals.

NO WOOD FIRES!


In case of a fire, notify Sub Camp Headquarters immediately.

Lanterns: White gas and propane lanterns are for leader use only. Youth participant are to use flashlights or dry cell lamps. Lanterns and fires don't mix with tents. Lanterns, candles or heaters are not allowed in your tents or enclosed temporary spaces.

Fuel: Ground fires are not permitted. Units should use propane or white gas stoves for cooking. All liquid fuel is to be kept under very close adult supervision.

Wood Cutting: No wood cutting. DO NOT BRING AXES or SAWS.

First Aid: Each unit is expected to bring a first aid kit. All incidents, accidents or other health problems must be reported to your Sub Camp Headquarters or MassJam Medical Services.



Medical Services: MassJam Medical Services will operate an on-site medical field hospital, aid stations and on-site emergency response/transport staffed by licensed physicians, nurses and EMT's from a joint operation of RI1- Disaster Medical Assistance Team (DMAT), YAWGOO VALLEY SEARCH/RESCUE (YVSAR) and Medical Reserve Corps (MRC). MassJam Medical Services will provide all patient treatment for injuries and illnesses medical care for MassJam attendees and visitors. MassJam Medical Services will determine if a severe medical case needs to be transferred off site (typically to the Falmouth Hospital).

If you see an emergency or need emergency care, contact the closest MassJam staff member. They in turn will contact MassJam Medical Services.

Water: The fairground has town water. Water will be distributed to areas near the sub camps. You will need water jugs to get the water to your camp site. Please conserve.

Don't use the water distribution point as a wash stand or to clean dishes. It is also recommended that all participants carry a filled water bottle with them to stay hydrated.

Gray Waste Water: Bring a five-gallon plastic bucket with lid for temporary gray waste water storage. There are several gray water sumps on the fairgrounds and are so marked. Some Sub camps will have gray water camels as well. **Your sub camp staff will advise you of the disposal place and method for your gray water.**

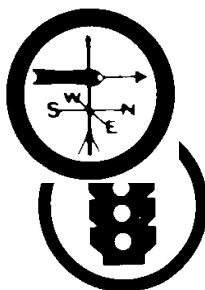
No Holes: No holes are permitted for any project or in any camp site.

MassJam 2018

Latrines: Portable latrines will be available. The latrines will be pumped during MassJam. In the past, latrines have been used for trash and have been targets for some vandalism. All adults are asked to help reduce this misuse and vandalism.

Any Scout found destroying or damaging any of the Port-O-Lets or facilities on the grounds will be reported to his Scout leader and will have to leave MassJam immediately. This type of behavior will not be tolerated.

Vehicles: Only the equipment or tow vehicle will be allowed on the fairgrounds. You will receive detailed directions for all other vehicles and parking based on your arrival. When the unit arrives at MassJam, they will be directed to the Sub Camp Headquarter. drop off zone. This area will have only a few parking spaces. The equipment vehicles are to be quickly unloaded and moved to long term parking on the fairgrounds. All vehicles must have a parking pass displayed on the dashboard with contact information for easy identification of owner. These will be provided to you by mail. If you are bringing a trailer it will be part of your assigned camp site, you will get no more space. Tow vehicles are moved to parking after trailer is dropped. On Monday, Tow and equipment vehicles will be allowed back on the fairgrounds at 10:00AM on Monday.



Food: Units are to provide (patrol/crew cooking) adequate food for all members. Patrol/crews will need a trail lunch on Sunday (See program section). Food needs to be protected against extreme cold and/or heat.

Garbage, Recycling and Trash: MassJam is providing dumpsters for the disposal of garbage and trash. You must bring plastic trash bags. You are requested to compact the rubbish. Recycling is not available, but you

are welcome to do so on your own. Any recyclable materials will need to be carried out by the unit.

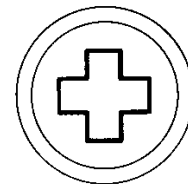
A Scout Is Clean: Large crowds tend to produce extra litter. Be sure to pick up what you drop, pick up trash you see, and police the area where your patrol/crew/den eats lunch. We are all responsible for leaving the fairgrounds cleaner than we found them!

Foul Weather: Be prepared for foul or cold weather. Bring wet weather gear (rain coats, ponchos, and dining fly's). Action Centers will be run in wet or dry weather. Bring sufficient blankets or a good sleeping bag.

Visitation: The sub camp leaders will be conducting camp site visitations of unit camp sites on Saturday and Sunday. Inspection criteria is attached. Campsite judging is included in the "MassJam Founders' Honor Patrol/crew Award

Unit campsites will also be inspected just before the units leave. MassJam 2018 patches and "MassJam Founders' Honor Patrol/crew" awards will be distributed after the units have successfully passed this inspection.

Items Prohibited: NO GUNS, BOW AND ARROWS, FIREWORKS, FLARES, AXES, SAWS, AEROSOL SPRAY CANS, KNIVES WITH BLADES OVER 4 INCHES LONG, OR SHEATH KNIVES. ELICIT DRUGS AND SUBSTANCES



- **USE DESIGNATED WALKWAYS**
- **STAY OFF ROADS EXCEPT TO CROSS**
- **GIVE EMERGENCY VEHICLES THE RIGHT OF WAY**
- **NEVER RIDE IN THE BED OF A TRUCK**
- **PETS ARE NOT ALLOWED ON THE GROUNDS**
- **UNITS WILL NOT BE ALLOWED TO USE GENERATORS OF ANY TYPE**

MASSJAM Founders Honor Unit Award:

A special ribbon will be awarded to Units whose patrol/crews/dens fully participate in MassJam activities. Criteria will include uniforms, patrol/crew/den spirit, program activities, site sanitation and clean up, religious services etc. Your unit will receive the MASSJAM Founders Award ribbon along with the MassJam 2018 patch when you leave. GO FOR IT! GOOD LUCK!

Exhibits & Displays

Come one, come all! Our MassJam Exhibits and Displays will be exciting, challenging, and informative for Youth participants and Leaders of all ages. There will be a variety of exhibits and demonstrations - Environmental organizations, military units, Scouting and recreational groups, and others are participating.

National, regional, state, and local organizations will be represented. Several exhibits will include hands-on activities.

The exhibits and displays will be centrally located in the fairgrounds, with exhibits both indoors and outdoors. No Scout, Venturer, Webelos, or Leader will want to miss this area.

Venture Crew 510 from Springfield, MA will provide on air demonstrations, and Amateur Radio License Exams. For more details, check our website!

Action Centers

MassJam 2018 will feature 9 Action Centers including 4 new activities! Rockets, S.T.E.M., Project C.O.P.E., Rock Climbing, First Aid, Geocaching, Archery, Rifle, and Sports Area. For full descriptions of the activities in these areas, see the appendices to this manual. The descriptions also include a guide that indicates the scouting levels each area will accommodate.

Gathering of Eagles: There will be a gathering of Eagle Youth participant, youth and adult, on Saturday October 6th in the headquarters dining tent (near the Trading Post) at 4:00PM. Be sure the Eagles in your patrol/crew/troop/crew stop by!

Leader Training Opportunities Some Sub Camps will host a leader training opportunity during the day Sunday. You will receive a list of those courses being offered, with times and locations.

Unit Departure: The majority of vehicles will be offsite at the Steamship Authority Lot in Cataumet. All units will be given instructions on the procedure for checkout and departure by their Sub Camp Staff. Those units authorized to arrive early are asked not try to expedite their departure from the fairgrounds by moving equipment to cars on Sunday night. Equipment and tow vehicles will be given specific instructions by their subcamp on when they can enter the fairgrounds on Monday morning.

Any unit (or individual driver) that does need to leave MassJam prior to Monday morning must advise the Sub Camp Staff at check in to schedule a time. We will have a 15 passenger van to shuttle people on an as need basis from Saturday afternoon until Sunday evening.

Shuttle buses transport passengers back to the offsite lot on Monday. If someone needs to leave on an urgent matter, tell your Subcamp chief and we will advise on transportation We cannot guarantee unit patches or ribbons will be available before Monday morning.

Equipment and Tow Vehicles will not be allowed on the fairgrounds prior to 10AM on Monday.

TRAVEL UPDATE

As was stated in our first traffic and parking plan release posted to our website in June, there have been many changes to the traffic and parking plans for MassJam 2018. As a leadership team we have been working with the Falmouth Police Department and the Cape Cod Fairgrounds to make our event safer and eliminate traffic issues on Rt. 151 and the roadways around the fairgrounds. Your working with us will allow these plans to work and achieve our goals for traffic flow and safety.

CARPPOOLING - we must be very clear – units must carpool. This includes all Webelos Dens. All units must carpool to keep the number of vehicles on the roadways and in the parking lots to a minimum. Unit leaders, please include this important item in your planning for MJ '18 transportation. We cannot accommodate cars with a driver and 1 passenger! This also includes "drop offs"! We cannot accommodate drivers who plan to just drop off passengers to avoid congestion in the parking lot with vehicles just unloading. All drivers must plan to park for the weekend. While tempting for units who live locally, you must select a meeting place to consolidate your riders into as few vehicles as possible.

FRIDAY NIGHT ARRIVALS - Friday night arrivals will be offered for the first time at MassJam 2018. We should be able to accommodate 75-100 units Friday, but those units wishing to take advantage of Friday night arrival must sign-up to take part in the lottery. Please use the link at the bottom of this email to enter your request for Friday evening arrival. Units must be able to arrive between the hours of 5:00 p.m. and 9:00 p.m. on Friday, October 5th. **DO NOT** just show up on Friday night – be courteous and let the Mass Jam and Sub-Camp leadership know you want to arrive on Friday evening. Detailed parking info will be provided by your subcamp. We will be accepting requests up until September 5, 2018.

TRAILERS FOR MJ '18 – As mentioned in the first Traffic and Parking Release, trailers and equipment vehicles will be encouraged for MJ '18. If your units would like to keep the trailers on your campsite for the weekend, you must sign-up ahead of time. Your tow vehicle will not stay on site, but moved to nearby parking. There are a limited number of campsites that will be allowed to have a trailer on them for the weekend. If you wish to keep the trailer on your campsite, the trailer will take up tenting space due to trailer storage, you will not get more space. Requests for trailers to be left on-site will most likely be greater than the number of sites that can accept trailers, so it will be first come/first served basis. Use the same survey below.

LIGHT FIGHTER UNITS – Like the Westpoint Camporee, wear your backpacks into the MJ '18 campsite from the Rt. #151 parking lot. This means your unit is not allowed to bring an equipment trailer or vehicle onto the fair grounds, and everything you need for the weekend will be carried in on your backs. Use the survey to sign up

SATURDAY MORNING ARRIVALS - For all other units arriving on Saturday morning, there are two sets of directions that will be communicated by your sub-camp the month before MassJam.

The equipment vehicle, trailer, truck will proceed to the MJ '18 site and follow the directions from your sub-camp leadership. Please have some helpers in the equipment vehicle to help in unloading the vehicle so it can clear the site quickly when unloaded.

All passenger vehicles will proceed to the Steamship Authority Cataumet Lot, 1249 Sandwich Rd, Cataumet, MA 02534. Detailed directions will be included in the communication from your subcamp. We expect to have electronic road signs directing you to the lot as well. Park as directed by our staff and proceed to the shuttle bus loading area. The shuttle buses will transport Scouts and leaders to the MJ '18 site. Passengers using the shuttle buses should have no more than a day pack that they can hold in their lap for the trip to MJ '18 campsites. **NO UNIT GEAR** will be allowed on the shuttle buses going to or leaving the MJ '18 site.

Handicapped Parking - please let us know if handicapped parking at the fairgrounds is required for someone in your unit.

As stated before, we are working as a team with the Falmouth Police Department and the leadership of the Cape Cod Fairgrounds. We are planning a huge event with an estimated 6,500 people on-site for the weekend. This is much larger than a district or council event you may have attended, with that in mind our preparation is much more detailed and takes much organization. We hope you will work with us to make this event run smoothly.

Do not complete this survey if you do not intend to take advantage of any of these options -
Friday Arrival, Light Fighter, Trailer, or Handicapped parking.

[Take the Unit Arrival Survey Now!](#)

MassJam 2018

MASSJAM Founders Honor Unit Award (patrol/crew/den scoring)

MASSJAM 2018
 OCTOBER 6-8, 2018
 BARNSTABLE COUNTY FAIRGROUNDS
 FALMOUTH, CAPE COD, MA

Council _____
 Town/State _____
 Unit & Number _____
 Patrol/crew/den Name _____
 Sub Camp _____

INSPECTION FORM

Poss.

CAMPSITE	Pts	Saturday	Sunday	Comments
Best possible camp arrangement	25			
Patrol/crew/den area (Clean=5, Neat=5, Safe=5)	15			
Fire equipment	15			
Section Total	55			

PATROL/CREW/DEN EQUIPMENT

Duty roster	10			
Patrol/crew/den flag	10			
Patrol/crew/den yell	10			
Menu posted	10			
Section Total	40			

SANITATION

Dining Fly with/without tables	15			
Cooking utensils & equipment clean	15			
Dishwashing equipment clean & dry	10			
Patrol/crew box properly organized	10			
Food stored properly & protected	20			
Garbage container available & in use	15			
Recyclable container available & in use	15			
Section Total	110			

PERSONAL EQUIPMENT

Dry sleeping area for each Scout	15			
Sleeping bags neat & dry	15			
Clothes & gear properly stowed.	15			
Section Total	45			

Grand Total

250			
-----	--	--	--

Average score Saturday Sunday

CLEARANCE FOR LEAVING MASSJAM 2018

Patrol/crew/den Completed Participation Form (form attached) Yes No

Unit turned in their Evaluation Form Yes No

Town _____ Unit Number _____

Sub Camp _____ Commissioner _____

Unit was returned the following:

Medical Forms Yes No

Patches Yes No

Troop earned MassJam Founders Honor Unit Award Yes No

Signature of Unit Leader _____

MassJam 2018

MASSJAM 2018
OCTOBER 6-8, 2018
BARNSTABLE FAIR GROUNDS
FALMOUTH, CAPE COD, MA

No. of Youth participant _____

Sub Camp: _____

Council: _____

Town/State: _____

Unit & Number: _____

Patrol/crew _____

Name: _____

FOUNDER'S AWARD PATROL/CREW PARTICIPATION

A special ribbon will be awarded to units whose patrols/crews/dens fully participate in MassJam 2018 activities and maintain a clean patrol/crew/den area and campsite.

SCOUT SPIRIT: Patrol/crew/den carries a their Flag, uses appropriate cheer, and speaks courteously.

PATROL/CREW METHOD: Patrol/crew/den participates in Youth Leader Council Meeting on Saturday, Sunday. Displays and uses Duty Roster and Fire Guard Plan.

UNIFORM: Patrol/crew/den is in complete uniform at ceremonies and arena shows.

SERVICE PROJECT: Patrol/crew/den Completes a small service project for sub camp headquarters, competitive event, program activity, trading post, or midway.

ACTION CENTERS: Patrol/crew/den participates in at least 6 of the following centers:

A1 / Robotics

A2 / First Aid

A3 / Geocaching

B4 / Archery

B5 / Air Rifles

B6 / Challenge Wall

C7 / Confidence Course

C8 / Pioneering

C9 / Bottle Rockets

EVENTS: Patrol/crew/den participates in Saturday Sub Camp Activity/Arena Show and Sunday Sub Camp Activity/Arena Show

MIDWAY: Patrol/crew/den visits at least 4 MASSJAM 2018 Midway booths.

1. 2. 3. 4.

SANITATION AND CLEAN UP: SITE Patrol/crew/den participates in site sanitation and clean up and passes campsite inspection.

MassJam 2018 Unit Roster

Sub Camp #		Unit #		Town, State	
-------------------	--	---------------	--	--------------------	--

Please list all attendees with your unit. Cell Phone numbers are required for all adult leaders and volunteer adults.

Adults

Last Name	First Name	Cell Phone	Vehicle Make/Model	State and Plate#

Youth Attendees

Last Name	First Name	Last Name	First Name

MassJam 2018 Action Center Descriptions



Gear up for S.T.E.M.

When your den/patrol/crew visits the **S.T.E.M. Action Center**, you will have an opportunity to engage in activities that involved some of the basic principles in the important areas of Science, Technology, Engineering and Math. Come and have some fun!

Materials Needed: None

How It Works: As you visit the other Action Centers, you will find that S.T.E.M. principles play a role in everything that we do. Properties like friction, propulsion, potential and kinetic energy and more are crucial to so many of the activities that we take for granted. Learn about the science behind your activities in the write-ups below and while you are visiting each Action Center.






Gear up for Rock Climbing

At the **Rock Climbing Action Center**, the members of your den/patrol/crew will be able to experience climbing on a tower under the supervision of trained climbing instructors. The bouldering wall will also be available to test your agility. Please note that there is a weight limit of 250 lbs for this activity.

Materials Needed: None



Credit: adapted from Bob via [flickr](#)

How It Works: Climbing is a tug of war between the forces of gravity and friction. To succeed in climbing, you don't need pure strength; you need to learn how to hold on to the rock in such a way to maximize the friction between your hands and feet and the rock. This will take the load off your arms.

Friction is also important in belaying. It is friction between the rope and the device that reduces the force on a belayer's arm. This is the key to allowing a smaller climber to safely belay a larger climber.

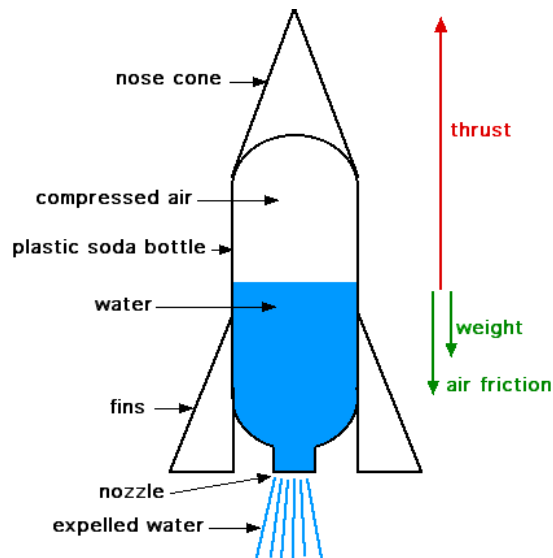
For more detailed information, visit <http://physicsbuzz.physicscentral.com/2015/01/keeping-climbers-alive-with-physics.html>



Gear up for Rockets

At the **Rockets Action Center**, your den/patrol/crew will have an opportunity to try your hand at launching a water bottle rocket that you have built to see how well you understand the principles of rocketry. There are many designs that are possible to construct a rocket using a two-liter soda bottle. The basic design is in the figure below. The Internet can give you details about how to construct your rocket. Bring your rocket to MassJam 2018 ready to go. We will have materials available if any last minute repairs are needed. The MassJam staff reserves the right to reject any rocket that is deemed unsafe (for example, sharp objects attached to the nose cone will not be allowed).

Materials Needed: One complete 2-liter soda bottle rocket, ready to launch.



2-liter water bottle rocket design

How It Works: There are two major principles involved in successful rocket launch: thrust and guidance. Water bottle rockets are a fun way to see these principles in action.

Thrust: Filling the bottle partially with water and then pressurizing the air in the bottle causes the water to be expelled out of the nozzle at high speed causing the rocket to shoot upward.

Guidance: The nose cone reduces air resistance and the fins provide stability.

For more detailed information, visit

<https://www.real-world-physics-problems.com/water-rocket-physics.html>



Gear up for the Obstacle Course

At the **Obstacle Course Action Center** you will be running, jumping and climbing over and through obstacles. Your patrol or crew will be challenged to make it through an obstacle course in speedy time. In addition to teamwork, physics will play an important role in your success.

Materials Needed: The obstacles and game challenges, which will be provided.

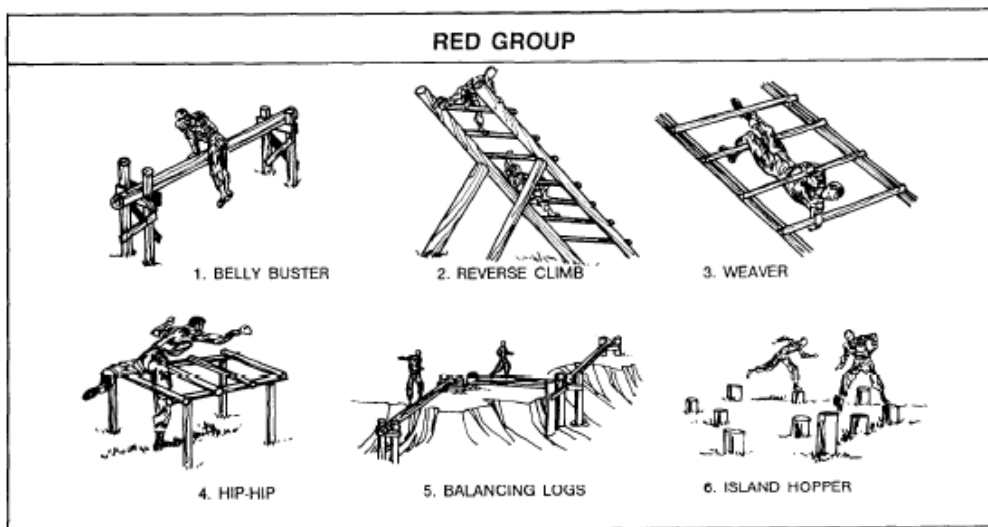


Figure 8-8

How It Works: Obstacles, running and moment invoke friction and momentum. The climbing wall discussed friction. For this lesson, we will focus on running. Newton's 1st law concerns moving objects and states that object in motion tend to stay in motion, objects at rest tend to stay at rest, unless acted upon by an external force. If forces are balanced, an object won't move.

Running: When you start running have you noticed that it takes an enormous burst to go from being still to running? Have you ever been running and tried to take an abrupt turn? Your body wants to keep moving forward. Going from still to moving, or turning abruptly takes a lot of force. These are examples of Netwon's 1st law.

Try it: Stand still and start running. Once you are running take an abrupt turn. When you are on the obstacle course notice how motion can help or hinder you.

For more detailed information, visit

<http://www.physicsclassroom.com/class/newtlaws/Lesson-1/Newton-s-First-Law>

http://www.physics4kids.com/files/motion_laws.html



Gear up for Tomahawks

At the **Tomahawk Action Center** your den/patrol/crew will be given a chance to throw three tomahawks. How well can you do this? Can you get the tomahawk to hit the center of the gear targets? Come and see!

Materials Needed: None



How It Works: There are three major forces that play a role when throwing a tomahawk. Static friction is present when you hold the tomahawk and is a key in keeping your back foot steady as you make your throw. Your front foot uses sliding friction to keep it from accelerating forward along the ground. Air resistance can alter the speed at which the tomahawk travels. The harder you throw it, the more air resistance will be present, acting to slow the tomahawk down.

How hard should you throw the tomahawk? That will depend on how far away you are from the target. The further away you are, the harder the throw you need to ensure the tomahawk completes a full rotation of the blade.

For more detailed information, visit

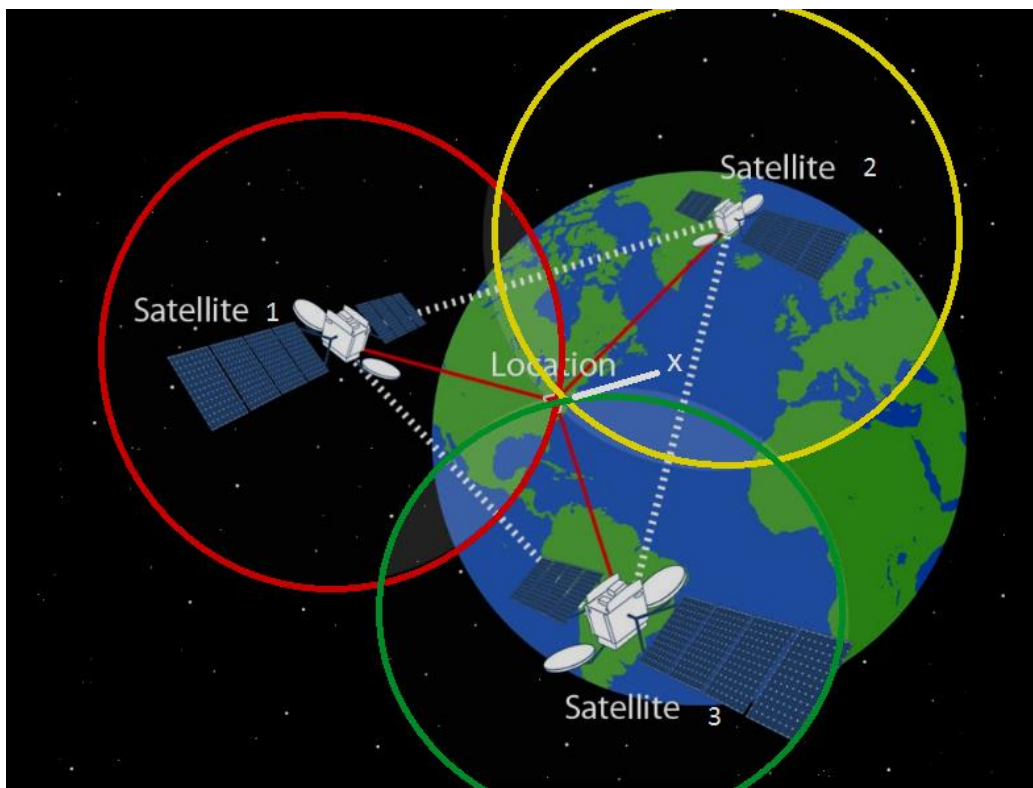
<https://lilysphysicsoftomahawks.weebly.com/physics-of-the-tomohawk.html>



Gear up for Geocaching

At the **Geocaching Action Center** your den/patrol/crew will be challenged to locate some caches around the camp area.

Materials Needed: If you have access to a GPS unit, please bring it with you. If not, don't worry, one will be provided for you to use.



How It Works: A network of about 30 satellites orbit the Earth and at least four of these GPS satellites are 'visible' at any time from your location. Your GPS unit listens for these satellites and determines how far away from each one you are. This creates overlapping spheres on which you are located. By finding the intersection of these spheres, the GPS unit can determine your location, usually within a few yards. The more satellites that are visible, the more accurately your position can be determined.

For more detailed information, visit

<https://spaceplace.nasa.gov/gps/en/>, <http://www.physics.org/article-questions.asp?id=55>
and <https://thesciencegeek.org/2017/01/29/gps/>

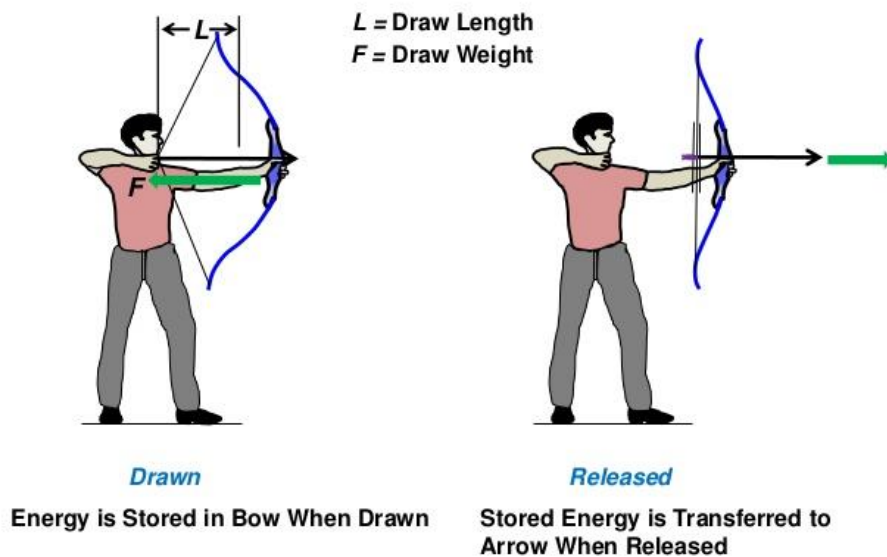


Gear up for Archery

At the **Archery Action Center**, each member of your den/patrol/crew will have an opportunity to test your ability with the bow and arrow.

Materials Needed: None

1. Principle of Archery – Potential Energy to Kinetic Energy



How It Works: Both the bow and the arrow contribute to how an arrow flies through the air.

Bow: When you draw back on the string, you are changing the shape of the bow, giving potential energy to the bow. This then acts as a spring turning the potential energy into kinetic energy which is transferred to the arrow when you release the string.

Arrow: When the arrow is released from the string, the arrow actually begins to oscillate back and forth. This oscillation is key to the trajectory that the arrow follows when fired.

For more detailed information, visit

<http://www.untamedscience.com/archery-physics/>,

<https://www.real-world-physics-problems.com/physics-of-archery.html> and

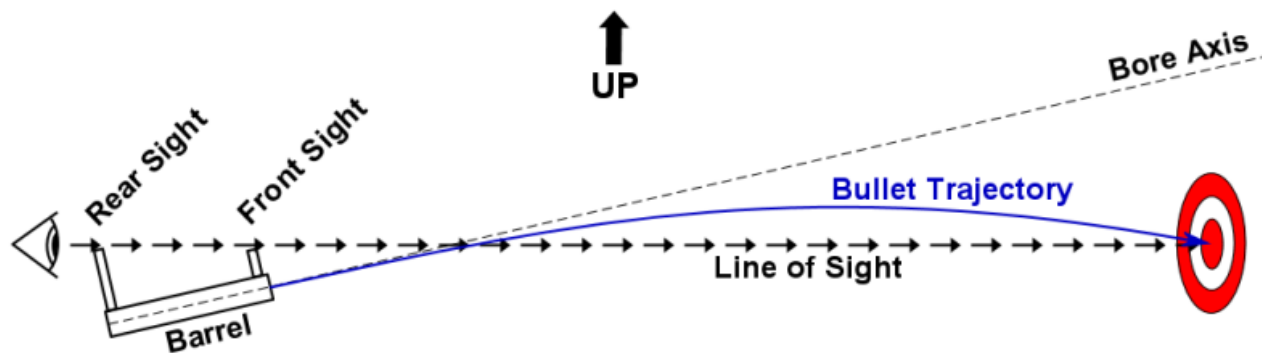
<https://www.slideshare.net/ManoharMHegde/design-of-limb-of-a-takedown-recurve-bow>



Gear up for Rifles

At the **Rifle Action Center** each member of your den/patrol/crew will have a chance to test your skill with an air rifle.

Materials Needed: None



How It Works: There are two important principles at work with an air rifle: propulsion and trajectory.

Propulsion: Propulsion in an air rifle is achieved by compressing a pocket of air behind the pellet. There are different methods of compressing the air (spring-piston, pump pneumatic and others). When the trigger is pulled, it releases the elastic potential energy that is stored in the air. The pellet is then expelled from the chamber down the barrel of the rifle by the expanding column of pressurized air.

Trajectory: It is important to understand that a pellet (or other projectile) does not travel in a straight line but rather in a parabola. As the pellet leaves the muzzle, gravity starts to act, bringing the path of the pellet downward. This is particularly important when sighting a rifle. A properly sighted rifle will allow the bullet trajectory to drop and intersect the line of sight at the target.

For more detailed information, visit

https://en.wikipedia.org/wiki/Air_gun and https://en.wikipedia.org/wiki/Rifleman%27s_rule



Gear up for Sports

At the **Sports Action Center** you will get a chance to challenge other dens/patrol/crews to friendly competition on the human foosball court or in one of our GaGa ball pits.

Materials Needed: None



This picture relates to Newton's third law. This picture also has an action and reaction. The action is the guy kicking the ball. The reaction would be the ball moving from the force of the kick. This shows that when there is an action there is a reaction

How It Works: In both of these sports, the main action is hitting or kicking a ball. What happens when you strike the ball involves both Newton's third law of motion and the concept of elastic and inelastic collisions.

Newton's Third Law of Motion: You may already be familiar with this law which, simply put, states that **for every action, there is an equal and opposite reaction**. You see this when you hit or kick the ball which then moves away from your foot in the opposite direction. Forces always act in pairs, so striking the ball forces it to move away from your hand or foot.

Elastic and Inelastic Collisions: An elastic collision is one in which there is no loss of kinetic energy in the collision. An inelastic collision is one in which part of the kinetic energy is changed to some other form of energy. Most collisions are neither completely elastic nor inelastic. When you hit or strike the ball, for example, some of the energy is converted to sound so that kinetic energy is not conserved.

For more detailed information, visit

<http://www.differencebetween.net/science/difference-between-inelastic-and-elastic-collisions/> and <http://www.physicsclassroom.com/class/newtlaws/Lesson-4/Newton-s-Third-Law>

CAMPSITE SANITATION

1. FOOD SOURCE AND STORAGE:

- All food should be:
 - Obtained from Board of Health approved sources.
 - Wholesome and free from spoilage when received.
 - Protected from rodents and insects (squirrels, chipmunks, flies, bees and yellow jackets).
 - Any food requiring refrigeration must be kept at 45 degrees F or below in coolers with sufficient ice prior to preparing hot meal.

2. FOOD PREPARATION:

- Wash raw food (lettuce, tomatoes, celery, etc.) before preparation.
- Keep food above ground. Use a folding table or something similar to prepare food upon.
- Prevent contamination of cooked and ready to eat food from unclean hands, work table, utensils, and raw food.
- Protect food from flies, ants, bees, insect spray and dust.
- Keep prepared food HOT or COLD (above 140 degrees or below 45 degrees F).
- Leftover prepared food should not be kept.

3. FOOD HANDLER:

Do not prepare food if you:

- A. Are not feeling well - See Medical Staff.
- B. Have an infection of any kind - See Medical Staff.
- C. Have a cut.
- D. Have a burn.
- E. Have a rash of any kind - See Medical Staff.

Wash hands:

- A. Before preparing food.
- B. After handling raw foods.
- C. After using the toilet.
- D. After any contamination, such as use of any insect spray, lotion or salve.

4. UTENSILS:

- Dispose of any single service utensils after use.
- Wash, rinse and sanitize pots, pans, and utensils after each meal or use.
- To sanitize, dip utensils into boiling water after rinsing, or, if a chemical sanitizer is used, follow label instruction or direction.

5. WASTE DISPOSAL:

- **Separate waste solids from waste water.**
- **Place trash and food scraps into a covered container with plastic bag liner.**
- **Pour waste water into above ground sump.**
- **Transport plastic trash bags to the nearest dumpster without dragging it across the ground.**

6. CAMPSITE:

- **Keep area clean.**
- **Keep obstructions out of walkways and common areas.**
- **Fill any ruts in ground that may be a danger to walking.**
- **Report any hazards to Safety Officer.**
- **Trenching around tents not allowed.**

7. SAFETY:

- **Lift only what you can easily manage. Lift with your legs, not with your back. If an object is too heavy, ask another to help.**
- **Be careful of hot, or sharp objects and fall hazards.**
- **Inspect body daily for ticks.**
- **Inspect feet daily and wear socks for hiking. Your feet are your transportation. Keep boot/shoe laces tied.**
- **See Medical Staff personnel immediately, if injured or not feeling well.**
- **Report insect nests such as bees, wasps, yellow jackets etc., or any hazards immediately to any MassJam staff member.**
- **Drink water, at least one pint in morning and one pint in afternoon during daylight hours. If traveling out of campsite take water bottle.**