

Western Massachusetts Council

General Knox District

Fall Camporee

October 14-16, 2016

Leaders Guide



MOUNT OLYMPUS

Horace A. Moses Scout Reservation
310 Birch hill Road
Russell Ma.




Prepared. For Life.™



TABLE OF CONTENTS

Introduction	3
Important Details	4
Fall Camporee Fees	4
Registration	5
Check-in and Check-out Procedures	5
General Rules	6
Facility Rules	6
Unit Information	7
Items to Bring	7
Tentative Schedule of Events	8
Event Information	9
Paperwork and Check-in Checklist	9
Event Description	10
Appendix A, B, & C	11
Registration Form	14



INTRODUCTION

In Greek mythology, [Mount Olympus](#) was the dwelling of the Olympian Gods and it was created after the [Titanomachy](#), the battle during which the [Olympians](#) defeated their predecessors, the [Titans](#). The peak Mytikas was then called Pantheon and was the venue where all the fiery discussions among the deities took place. There was also a place where the Throne of [Zeus](#) was located. The twelve [Olympians](#) that resided at Mount Olympus were [Zeus](#), [Hera](#), [Poseidon](#), [Athena](#), [Apollo](#), [Artemis](#), [Hestia](#), [Demeter](#), [Hermes](#), [Aphrodite](#), [Ares](#) and [Hephaestus](#). Apart from the gods, the foot of the mountain was also the place where the nine Muses lived.

It is our pleasure to welcome you to the 2016 General Knox Fall Camporee. We hope that you and your Unit are looking forward to this event as much as we have enjoyed putting it together. This Leader's Guide contains the necessary details you need to properly plan for the event.

Also, keep in mind the Important Details section below and the important information section under Event Info. Should you have any questions, please feel free to contact any of us. We look forward to seeing you October 14-16 at the Fall Camporee,

Yours in Scouting,

Robert Perkins & Donna Perkins
Scoutmaster and Camporee Chair
perky6264@verizon.net

Mark Miles
Boy Scout Activities Chair
custommiles@gmail.com

Alicia Garcia & Lesley Birk
District Executives
Alicia.Garcia@scouting.org
Lesley.Birk@scouting.org



IMPORTANT DETAILS

Theme:	Mount Olympus
Location:	Moses Scout Reservation
Date:	October 14-16, 2016
Pre-Registration Deadline:	October 3, 2016
Registration Deadline:	October 10, 2016
Program Run time:	9:00 AM - 5:00 PM, Saturday, October 15

FALL CAMPOREE FEES

Fees are based on anticipated expenses for the event. The fee includes a patch for each participant, recognition ribbons, insurance and other costs for the event.

	Early Bird Registration (Oct. 3)	Late Fee (Oct. 10)
Per Scout	\$15.00	\$18.00
Per Adult	\$15.00	\$18.00



REGISTRATION

Pre-registration is expected. It truly helps when we know how many to expect. Plus, pre-registration also helps save a ton of time at check in. We are requesting only the number of registrants at the time of pre-registration. The event staff realizes that there will be additions and deletions to some rosters. You can add or delete Scouts and Leaders at the event at the time of check-in. There will be no refunds for canceled scouts or troops.


Units that pre-register by Monday, October 3 will receive an “early-bird” rate of \$15.00 per attendee. Otherwise, Units will pay a regular rate of \$18.00 per attendee after October 3. The DEADLINE to Register is October 10, 2016. Please make every effort to register on time.

CHECK-IN AND CHECK-OUT PROCEDURES

All MEDICAL FORMS AND PERMISSION SLIPS are to be on hand at check in for verification as required for all BSA activities. Please use the current BSA Annual Health and Medical Record Parts A and B, which can be found at HTTP://www.scouting.org/filestore/HealthSafety/pdf/680-001_AB.pdf.

Check-in will be between 6:00 PM - 8:00 PM on Friday evening or from 7:30 AM to 8:30AM on Saturday morning. An up-to-date Unit Roster must be turned in and the Outstanding Balance due will need to be paid in full at check-in. The Scoutmaster and Senior Patrol Leader (or their designee(s)) should check-in at the designated check-in area at the Pavilion on the Parade Field.

Check-out will be after the closing ceremony on Sunday morning at 9:00AM. Each camp site must be inspected by a staff member prior to your troop leaving. Camp sites, if ready, can be inspected prior to the closing ceremony.



• GENERAL RULES

- The Scout Law is the main rule of all Boy Scout Events
- The use of event facilities is a privilege – be respectful of property facilities
- All vehicles must be parked in designated parking areas – vehicles not parked in a properly designated parking spot may be towed at owner's expense
- Units with trailers will be asked to park in the areas along the tree line closes to the road.
- Drinking water is readily available at event facilities.
- Bring a five gallon plastic bucket with strainer and lid for temporary gray waste water storage in site. There is a facility to dump the gray water on the grounds.
- There are to be **no** ground fires. Half Barrels are allowed but **need** to be attended at all times. No Exceptions. Camp stoves must be used for all cooking. Any charcoal used for Dutch oven cooking is acceptable.
- No holes or trenches may be dug in the ground for any reason. No exceptions!
- All recyclable trash (i.e. plastic bottles, cans, etc.) must be carried home with you. Units are encouraged to carry out all other trash as well.
- The use of the patrol flag and method are encouraged during the entirety of the event
- Scouts are not to enter other campsites without permission
- Scouts must remain in their campsite after taps at 10:00 PM
- No trees, shrubs or bushes – living or dead – may be cut or removed without explicit permission
- The Buddy System is to be used at all times during events
- No Scout may leave the event unless such departure is arranged in advance with the Unit Leader
- As at any Scout event, no illegal drugs, alcohol, firearms or weapons may be on the premises at any time. Possession of any aforementioned item is grounds for immediate dismissal from the event
- Please report **ALL** accidents, injuries and other emergencies to the First Aid Nunes Building No exceptions!
- **ALL** First Aid needs shall be handle in the First Aid at the Nunes Building No exceptions!
- Please turn in any lost and found items to a staff member.
- In a case of any emergency you will hear the sound of horn blast. At that time you are to report to your camp site.
- In case of sever weather, please have your SPL/Scoutmaster report to the Pavilion for further instructions as to where to go.

• FACILITY RULES

- Scouts, leaders and all other persons are not to enter any shooting range or activity area without explicit permission from the on-site instructor regardless as to whether the range and/ or activity is active or inactive.

Scouts are not permitted to use the lake in any manner. No exceptions.



UNIT INFORMATION

Troops and Patrols

The Patrol is the basic Unit of Scouting, and a Camporee is the perfect place to reinforce the Patrol Method. A Camporee is a perfect place to reinforce the following:

- Opportunities for youth leadership
- Testing basic Scout skills
- Promoting teamwork and team building
- Demonstrating Scout spirit
- Creating an environment to have fun

ITEMS TO BRING

Units are encouraged to review the Scout Handbook for a complete list of items that should be brought by both youth and Unit for outdoor camping activities.

Unit Equipment needed:

- Tents & Dining Fly
- Camp chair
- An ABC fire extinguisher
- Unit First Aid Kit
- Patrol First Aid Kit
- 400 feet of nylon cord & stakes to rope off unit area
- Unit Flags
- Patrol Flags
- Patrol Box
- Patrol cooking stoves/ Half barrels (no ground fires)
- Trash bags (all non-burnable items **MUST** be brought out when your unit leaves). This also means your charcoal ash! A scout leaves no trace.
- Patrol water containers
- Matches
- All patrol members must be in a Class A for Opening/Closing Ceremony, a Class B uniform
- Costume's are allowed based on the theme (Togas are permitted as long as a uniform is underneath)
- Boy Scout handbook
- Compass
- Ballpoint pen or pencil
- Small notepad
- Rain gear
- Scout Spirit
- Camp Fire Song or Skit
- Materials for kite making (see Appendix B)

ANCIENT GREEK GODS

Goddesses, Mythical Creatures & Myths



PROGRAM SCHEDULE

(Schedule subject to change –All Troops have **15 minutes** to walk to each event)

Friday, October 14

6:00 pm — 8:00 pm - Troop Registration

8:30 pm — SM & SPL Cracker Barrel (Toga Party)

9:00pm-10:00pm — Gaming night time (Basketball/Foosball/Gaga Court)

10:00 pm — Taps & Light's out

Saturday, October 15

7:00 am — Reveille, Breakfast & Clean-up

7:30 am — 8:30 am Troop Registration (late arrivals)

8:00 am — Judging of Chariots/Lightening Bolts

8:30 am — Opening Ceremony

9:00 am — 9:45 am Event 1

10:00 am — 10:45 am Event 2

11:00 am — 11:45am Event 3

12:00 pm - 12:55pm Lunch

1:00 pm — 1:45 pm Event 4

2:00 pm — 2:45 pm Event 5

3:00 pm — 3:45 pm Event 6

4:00 pm 4:45pm The Race of the Gods (Chariot Race)

5:00 pm — 6:45 pm Dinner

7:00 pm — 8:30 pm Campfire Program

10:00 pm — Taps & Light's Out

Sunday, October 16

7:00 am — 9:00 am Reveille, Breakfast & Clean-up

9:00 am — 9:30 am Closing Ceremony

9:30 am — 11:00 am Check Out & Departure



EVENT INFORMATION

Recognition

All participating Units will receive a Camporee participation Ribbon.

One Patrol shall be selected as the overall event champion. Selection is based on a point score, determined by a point rubric created by the event staff. The winning Patrol shall be awarded with a first place ribbon and the next two runner ups will also be given placing ribbons.

Unit Leader/SPL Cracker Barrel

Unit Leaders and Senior Patrol Leaders are strongly encouraged to attend the cracker barrel. In addition to being an opportunity for the Scouts and Leaders to interact with each other, the Camporee staff will have specific schedules and additional information to distribute to Units. Come prepared for a Toga Party as we celebrate the evening of meeting with the Gods.

Units that check in on Saturday morning will receive this information when they check in.



Saturday Evening Campfire

All Units in attendance are asked to provide at least one song, skit, cheer, etc. for the Saturday evening campfire. A Camporee staff member will travel around to all of the Units during the lunch period to determine the Campfire schedule.

PAPERWORK AND CHECK-IN CHECKLIST

You will need to complete the following forms and present them at Check-in on either Friday evening or Saturday morning. (If not sent in with registration payment)

- Unit Roster Form
- Payment (if you haven't already paid)
- Registration Form completed

You need the following forms with you (Do not turn them in).

- BSA Medical forms (Part a & B Only) - one for each participant. (Including the adults)



EVENT DESCRIPTION

RISE AND FALL OF OLYMPUS: (1)

At a time of strife and grief the Titans were released; they have captured most of the Gods and began the deconstruction of Olympus. One God went forward in time and collected the greatest builders, Boy Scouts! The God brought them back and held off the Titans as they rebuilt Mount Olympus with **Jenga Logs**. Receive a puzzle piece

END OF THE DRAGON: (2)

The dragon Apollo Slew has risen from the dead but Apollo is preoccupied so he has chosen some of the finest archers from Boy Scouts to slay it with a bow and arrow and in doing so they would become his acolytes. Receive a puzzle piece

FOLLOWING THE STAR: (3)

The Argonauts have become lost at sea with some Boy Scouts they were giving a ride. These few Boy Scouts must help guide the Argonauts with a compass. Receive a puzzle piece

GUIDANCE THROUGH THE LABYRINTH: (4)

The Boy Scouts were sent to search with Theseus who has slain the beast but is lost. The Boy Scouts must help him find his way out of the deep and dark Labyrinth. Receive a puzzle piece

DAEDALUS' INVENTION (5)

The grand inventor Daedalus has invited many Boy Scouts from across the land. These Boy Scouts must create a grand useful flying device. (See **Appendix B** in the packet) Receive a puzzle piece.

SMITING OF THE MORTALS: (6)

Zeus and the other Gods invited the Boy Scouts to test them and see whom is worthy to become a God. To do this the Boy Scouts must throw a lightening bolt with skill and accuracy. (See **Appendix C** in the packet) Receive a puzzle piece.

GAME NIGHT (FRIDAY NIGHT)

All units are welcome to participate in all of the game areas (Basketball, Foosball, Gaga Court, Tether ball)

THE RACE OF THE GODS (AKA CHARIOT RACE)

The Gods have decided to have a little entertainment and have groups of Boy Scouts representing them to Race in the Gods Honor., in doing so they must create a image of Zeus himself from the pieces that they have gathered through out the day. (See **Appendix A** in the packet)

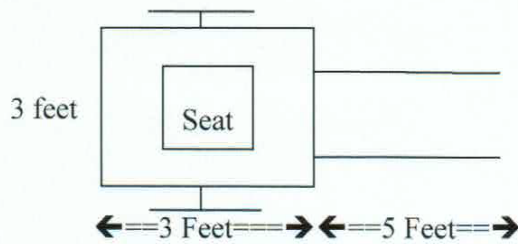
Appendix A: Instructions to make your own Chariot. Label it with your troop number. “Be Prepare” for judging. There should also be a place for a Troop Patrol Flag on the Chariot. We recommend to make the Chariot out of wood, not metal.

Chariot Specifications

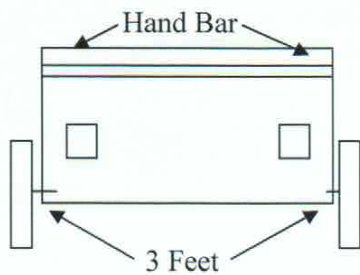
Must have a seat, first aid kit, 2 wheels made out of wood, plastic, or metal, frame made of wood, plastic, or metal, and pulling beams.

Optional - harness, seat belt or over shoulder straps

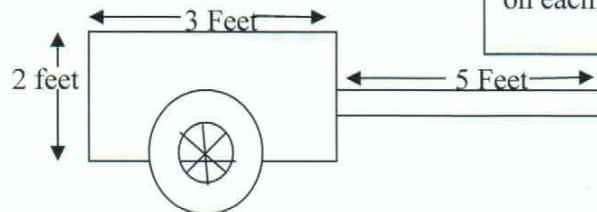
Top View



Front View



Side View







Pull poles should be long enough so 2 people on each pole can pull, for a total of 4 pullers.

Wheels can be no smaller than 12" and no large than 24"

Appendix B:

Sample of the Flying
Devices being made at
The event.



Instructions will be provided on the day of the event.

However we ask all units to come prepared with the following items: Enough for all boys in a Patrol.

Plastic coffee stirrs for use as cross sticks, or

Plastic straws, bamboo bar-b-que sticks

1 to 2— roll of vinyl tape—hardware stores will have this

1—roll of masking tape .5 to 1 in. wide or any type of stick plastic tape.

1—roll of string. Enough for 6 to 10 feet per kite

1—small 1 x 2 in. cardboard rectangles on which to wind the string on.

1 —pair of scissors per person


1 —hole punch per person

Coloring markers or crayons.

Appendix C: LIGHTENING BOLT

Make your own handmade Lightening Bolt made out of wood no bigger than 4 feet long. Please make sure it is labeled with Troop number and is decorated. "Be Prepared" for judging. This will also be used doing one of the events. Make sure it is durable enough to be thrown for distance.

These are examples of what you can do.



6

1

2

3

4



General Knox District Western Mass. Council
Fall Camporee Mount Olympus
October 14 -16, 2016



Please complete the form below and return this form with payment to:
 Western Massachusetts Council, BSA, 1 Arch Road Suite 5, Westfield MA. 01085 or
 2 South Street, Suite 125, Pittsfield MA. 01201

Please make checks payable to: Western Massachusetts Council, BSA.

Unit Type: _____ Unit Number: _____ Number of Patrols: _____

Unit Leader: _____ Phone #: _____

Email: _____

Senior Patrol Leader: _____

	Troop Roster Scouts & Scouters		
		13	
1		14	
2		15	
3		16	
4		17	
5		18	
6		19	
7		20	
8		21	
9		22	
10		23	
11		24	
12		25	

Total Scouts: _____

Total Adult Leaders: _____

Scouts: _____ x \$15.00 (by Oct 3) OR \$18.00 (after Oct 3) = \$ _____

Adults: _____ x \$15.00 (by Oct 3) OR \$18.00 (after Oct 3) = \$ _____ **Total:** \$ _____

NOTE: Pictures may be taken at the camporee and posted on the council web site. Names will not be used.

Registration submissions are due No later than **Monday, October 10** by submitting this paper registration and payment to either Council Service Center, Attn: Alicia Garcia, D.E., or online at wmascouting.org/Tentaroo using your unit login to register.

SW:=7107 Rec: _____
